

## MEMPHIS METRO TOURNAMENT GUIDELINES FOR THE DETERMINATION OF PLAYOFF POSITION(S)

1. Teams qualifying for the playoffs, but tied for position only, shall not compete in a playoff game to determine position; rather, position assignment shall be determined by the priority system listed below based on point differential to the extent possible.
  - 1.1. Results of the sets between the tied teams, first on the won-lost record (Example 1), and second on the point spread of their games only (Example 2). If still tied, then;
  - 1.2. Comparison of the point differential based on the total round robin competition (Example 3). Point differential shall be determined by subtracting the total points lost from the total points won. The highest plus or the lowest minus remainder shall be considered the superior team for tie-breaking purposes. If still tied, then;
  - 1.3. Coin toss (Example 4).
2. If there are more teams tied for the playoffs than there are positions, the tied teams must compete for the position(s) in further direct competition. Teams shall NOT be eliminated from assignment to championship competition by point differential or any other non-competition system.
3. If two or more teams are tied for a single playoff position, one additional 15 rally point game shall be played. Teams shall change sides at 8 points. No cap shall be in effect. For example:
  - 3.1. Two teams tie for one playoff position (Example 5): One 15 rally point game.
  - 3.2. Three teams tie for one playoff position (Example 6) Superior as determined by the point differential shall be the bye team and

play the winner of the match between the two remaining teams. Two 15 rally point games total,

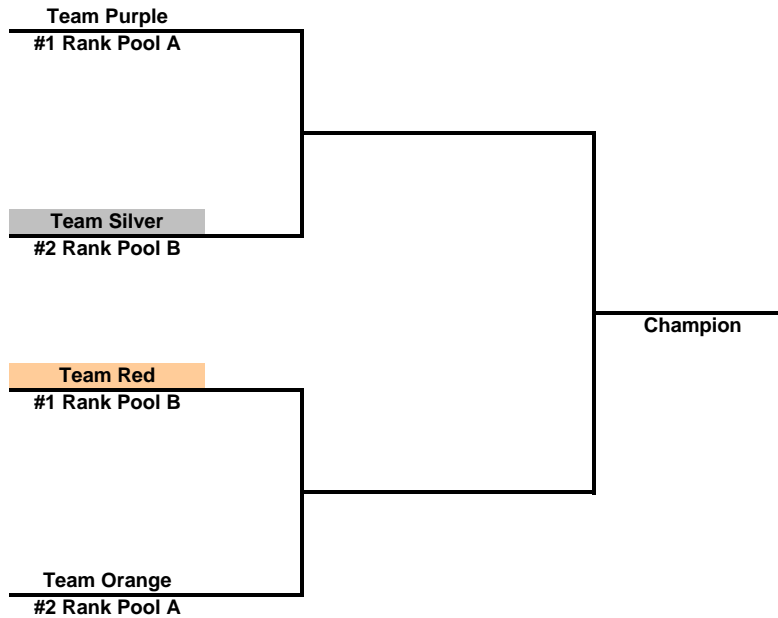
- 3.3. Four teams tie for one playoff position (**No Example Shown**): As determined by the criteria in 1., team 1 vs. 4, 2 vs. 3 and winners playoff. Three 15 rally point games total.
4. If three teams tie for two playoff positions, the team with the greater point differential shall be awarded first place. The other two teams shall play one 15 rally point game for the remaining playoff position (**Example 7**). If the point differential is tied, the flip of a coin shall determine the bye team, and all teams must play for position as follows (**Example 8**):
  - 4.1. Team red wins the coin toss and is awarded a bye
  - 4.2. Team Blue wins over Team Silver and gains one playoff berth.
  - 4.3. Team Red plays the loser (Team Silver) for the second playoff berth. Two 15 rally point games total.
  - 4.4. A coin flip shall determine the #1 Rank and the #2 Rank

These rules shall be printed and distributed before the start of the Tournament.

# 2005 Tie Breaker Examples

## Normal Pool Finish

Pool B		Team Green	Team Red	Team Blue	Team Gold	Team Silver	Pool B				
		B1	B2	B3	B4	B5	Won	Lost	Points F	Points A	Point D
Team Green	B1		13 25 20 25	22 25 18 25	25 17 24 26	22 25 15 25	1	7	159	193	-34
Team Red	B2	25 13 25 20		25 19 25 20	25 12 25 18	23 25 25 17	7	1	198	144	54
Team Blue	B3	25 22 25 18	19 25 20 25		25 17 27 25	25 18 23 25	5	3	189	175	14
Team Gold	B4	17 25 26 24	12 25 18 25	17 25 25 27		23 25 21 25	1	7	159	201	-42
Team Silver	B5	25 22 25 15	25 23 17 25	18 25 25 23	25 23 25 21		6	2	185	177	8

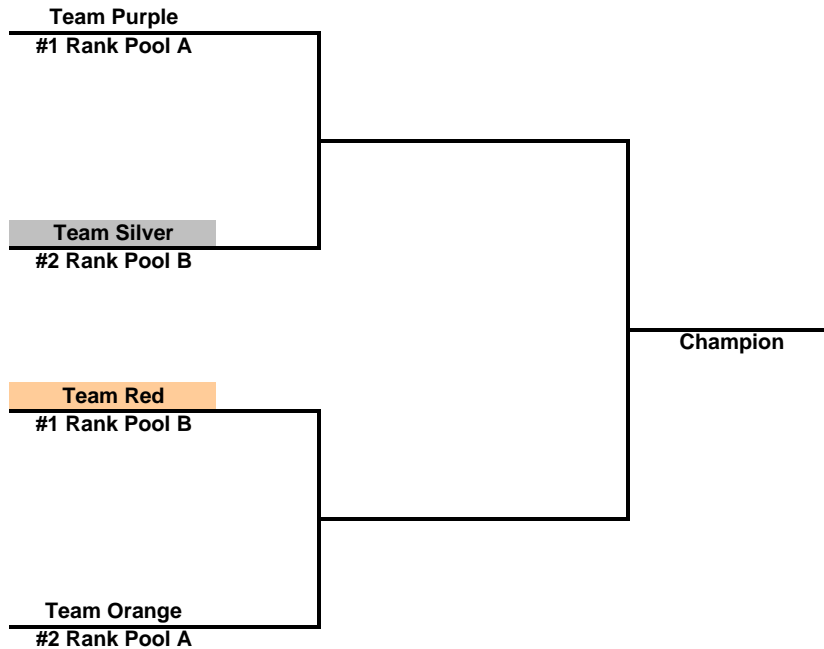


# 2005 Tie Breaker Examples

## Example 1 - 2-Way Tie for First Place

Pool B		Team Green	Team Red	Team Blue	Team Gold	Team Silver
		B1	B2	B3	B4	B5
Team Green	B1		13 25	22 25	25 17	22 25
			20 25	18 25	24 26	15 25
Team Red	B2	25 13		25 19	25 12	25 23
		25 20		20 25	25 18	25 17
Team Blue	B3	25 22	19 25		17 25	25 18
		25 18	25 20		27 25	23 25
Team Gold	B4	17 25	12 25	25 17		23 25
		26 24	18 25	25 27		21 25
Team Silver	B5	25 22	23 25	25 18	25 23	
		25 15	25 17	25 23	25 21	

Pool B				
Won	Lost	Points F	Points A	Point D
1	7	159	193	-34
7	1	195	147	48
5	3	186	178	8
2	6	167	193	-26
7	1	198	164	34



### Head to Head Results

Team	Won	Lost	
Red	2	0	#1 Rank
Silver	0	2	#2 Rank

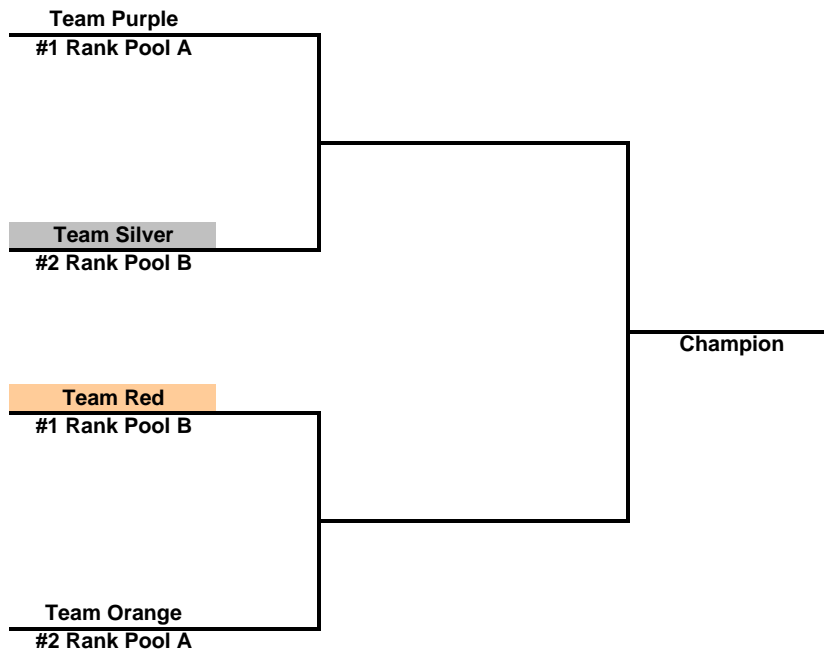
Team	Game 1	Game 2	Total
Red	25	25	50
Silver	23	17	40

# 2005 Tie Breaker Examples

## Example 2 - 2-Way Tie for First Place

Pool B		Team Green	Team Red	Team Blue	Team Gold	Team Silver
		B1	B2	B3	B4	B5
Team Green	B1		13 25	22 25	25 17	22 25
Team Red	B2	25 13		25 19	25 12	23 25
Team Blue	B3	25 22	19 25		17 25	25 18
Team Gold	B4	17 25	12 25	25 17		23 25
Team Silver	B5	25 22	25 23	18 25	25 23	
		25 15	17 25	25 23	25 21	

Pool B				
Won	Lost	Points F	Points A	Point D
1	7	159	193	-34
6	2	193	149	44
5	3	186	178	8
2	6	167	193	-26
6	2	185	177	8



### Head to Head Results

Team	Won	Lost	Tie
Red	1	1	Tie
Silver	1	1	Tie

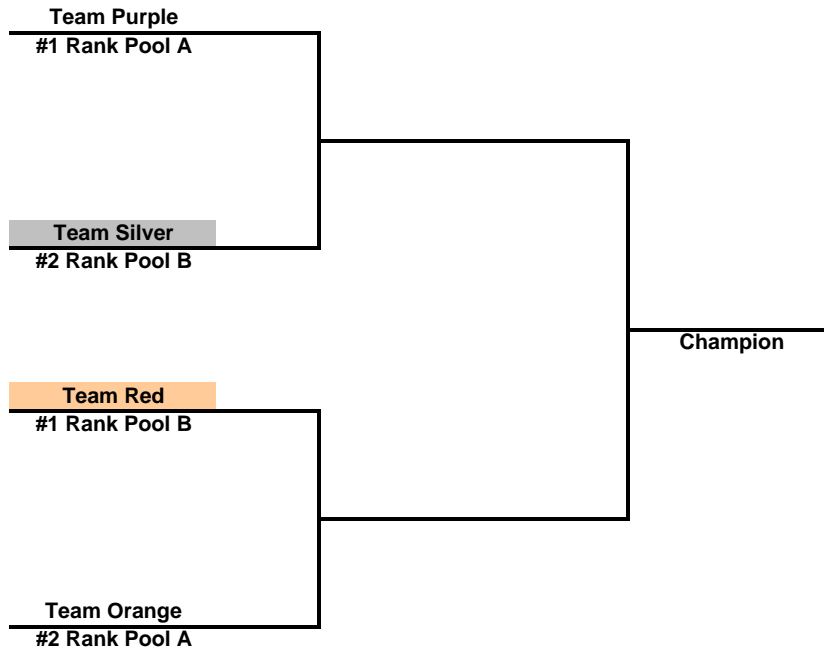
Team	Game 1	Game 2	Total	Rank
Red	23	25	48	#1 Rank
Silver	25	17	42	#2 Rank

# 2005 Tie Breaker Examples

## Example 3 - 2-Way Tie for First Place

Pool B		Team Green	Team Red	Team Blue	Team Gold	Team Silver
		B1	B2	B3	B4	B5
Team Green	B1		13 25	22 25	25 17	22 25
Team Red	B2	25 13		25 19	25 12	23 25
Team Blue	B3	25 18	19 25		17 25	25 18
Team Gold	B4	17 25	12 25	25 17		23 25
Team Silver	B5	25 22	25 23	18 25	25 23	
		25 15	23 25	25 23	25 21	

Pool B				
Won	Lost	Points F	Points A	Point D
1	7	159	193	-34
6	2	193	155	38
5	3	186	178	8
2	6	167	193	-26
6	2	191	177	14



### Head to Head Results

Team	Won	Lost	
Red	1	1	Tie
Silver	1	1	Tie

Team	Game 1	Game 2	Total	
Red	23	25	48	Tie
Silver	25	23	48	Tie

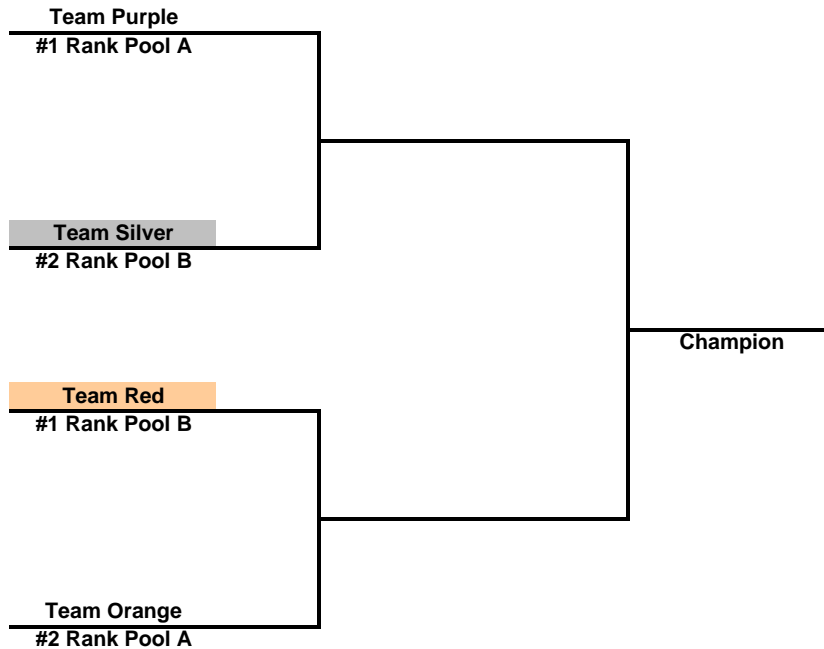
Team	Points F	Points A	Diff	
Red	193	155	38	#1 Rank
Silver	191	177	14	#2 Rank

# 2005 Tie Breaker Examples

## Example 4 - 2-Way Tie for First Place

Pool B		Team Green	Team Red	Team Blue	Team Gold	Team Silver
		B1	B2	B3	B4	B5
Team Green	B1		13 25 20 25	22 25 18 25	25 17 24 26	14 25 15 25
Team Red	B2	25 23 25 21		25 23 20 25	25 12 25 18	23 25 25 23
Team Blue	B3	25 22 25 18	23 25 25 20		17 25 27 25	25 18 22 25
Team Gold	B4	17 25 26 24	12 25 18 25	25 17 25 27		23 25 21 25
Team Silver	B5	25 14 25 15	25 23 23 25	18 25 25 22	25 23 25 21	

Pool B				
Won	Lost	Points F	Points A	Point D
1	7	151	193	-42
6	2	193	170	23
5	3	189	178	11
2	6	167	193	-26
6	2	191	168	23



### Head to Head Results

Team	Won	Lost	
Red	1	1	Tie
Silver	1	1	Tie

Team	Game 1	Game 2	Total	
Red	23	25	48	Tie
Silver	25	23	48	Tie

Team	Points F	Points A	Diff	
Red	193	170	23	Tie
Silver	191	168	23	Tie

Red wins a coin Flip for First Seed

# 2005 Tie Breaker Examples

## Example 5 - 2-Way Tie for Second Place

Pool B		Team Green	Team Red	Team Blue	Team Gold	Team Silver
		B1	B2	B3	B4	B5
Team Green	B1		13 25 20 25	22 25 18 25	25 17 24 26	22 25 15 25
Team Red	B2	25 13 25 20		25 19 25 20	25 12 25 18	25 23 25 17
Team Blue	B3	25 22 25 18	19 25 20 25		25 17 27 25	25 18 25 23
Team Gold	B4	17 25 26 24	12 25 18 25	17 25 25 27		23 25 21 25
Team Silver	B5	25 22 25 15	23 25 25 17	25 18 23 25	25 23 25 21	

Pool B				
Won	Lost	Points F	Points A	Point D
1	7	159	193	-34
8	0	200	142	58
6	2	191	173	18
1	7	159	201	-42
6	2	196	166	30

Rank #1

Tie

Tie

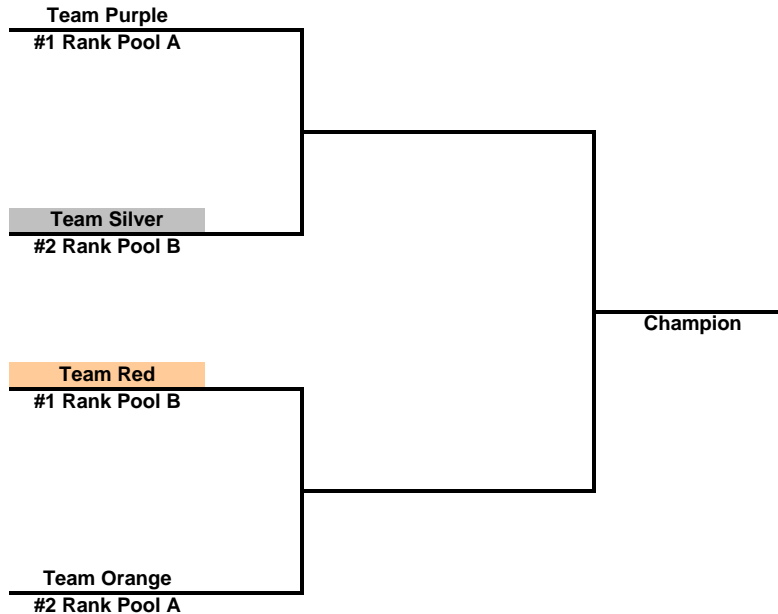
Pool B Tiebreaker

Team Blue

Team Silver

Team Silver

15-12



# 2005 Tie Breaker Examples

## Example 6 - 3-Way Tie for Second Place

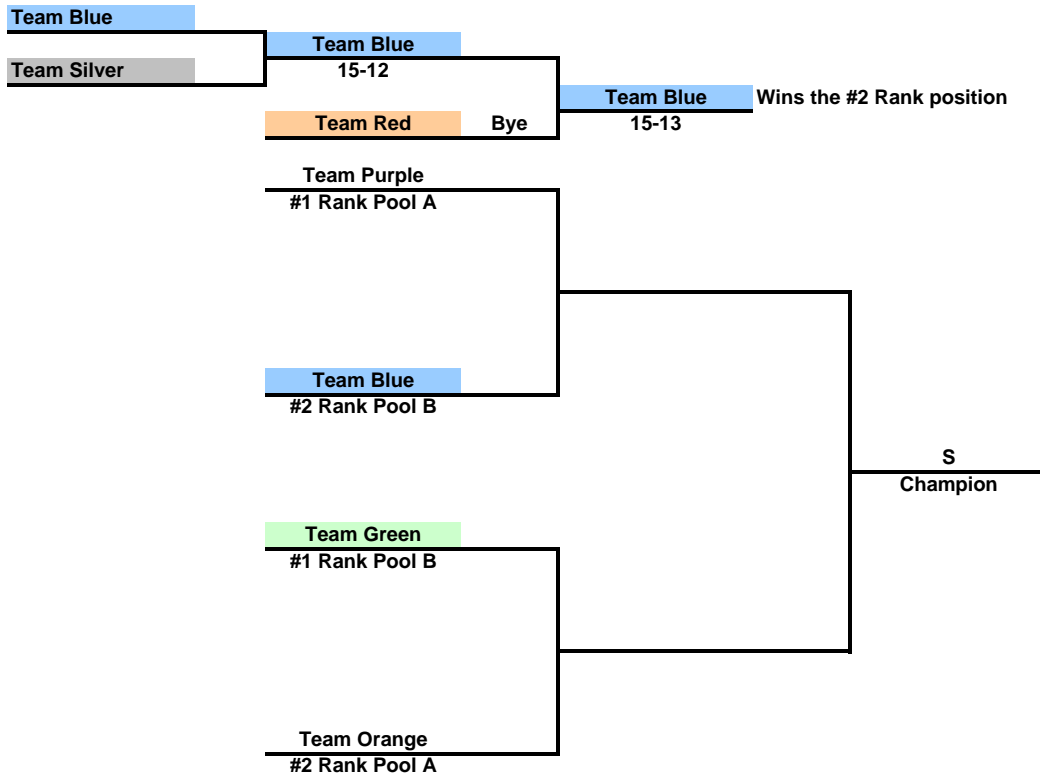
Pool B		Team Green		Team Red		Team Blue		Team Gold		Team Silver	
		B1		B2		B3		B4		B5	
Team Green	B1			25	13	25	22	25	17	25	22
Team Red	B2	13	25			18	25	24	26	25	15
Team Blue	B3	22	25	25	19			25	12	23	25
Team Gold	B4	25	18	20	25			17	25	25	18
Team Silver	B5	17	25	12	25	25	17			23	25
		26	24	18	25	25	27			21	25
		22	25	25	23	18	25	25	23		
		15	25	17	25	25	23	25	21		

Pool B				
Won	Lost	Points F	Points A	Point D
6	2	193	164	29
4	4	179	168	11
4	4	184	180	4
2	6	167	193	-26
4	4	172	190	-18

Rank #1

Bye

Pool B Tiebreaker



# 2005 Tie Breaker Examples

## Example 7 - 3-Way Tie for First Place

Pool B		Team Green	Team Red	Team Blue	Team Gold	Team Silver
		B1	B2	B3	B4	B5
Team Green	B1		13 25	22 25	25 17	22 25
Team Red	B2	25 13 25 20		19 25 25 20	25 12 25 18	23 25 25 17
Team Blue	B3	25 22 25 18	25 19 20 25		25 17 27 25	25 18 23 25
Team Gold	B4	17 25 26 24	12 25 18 25	17 25 25 27		23 25 21 25
Team Silver	B5	25 22 25 15	25 23 17 25	18 25 25 23	25 23 25 21	

Pool B				
Won	Lost	Points F	Points A	Point D
1	7	159	193	-34
6	2	192	150	42
6	2	195	169	26
1	7	159	201	-42
6	2	185	177	8

#1 Rank

#2 Rank

#3 Rank

Pool B Tiebreaker

**Team Red** Is awarded the #1 Rank and advances with no playoff game required.

**Team Blue**

**Team Silver**

**Team Silver** Wins the #2 Rank position  
15-13

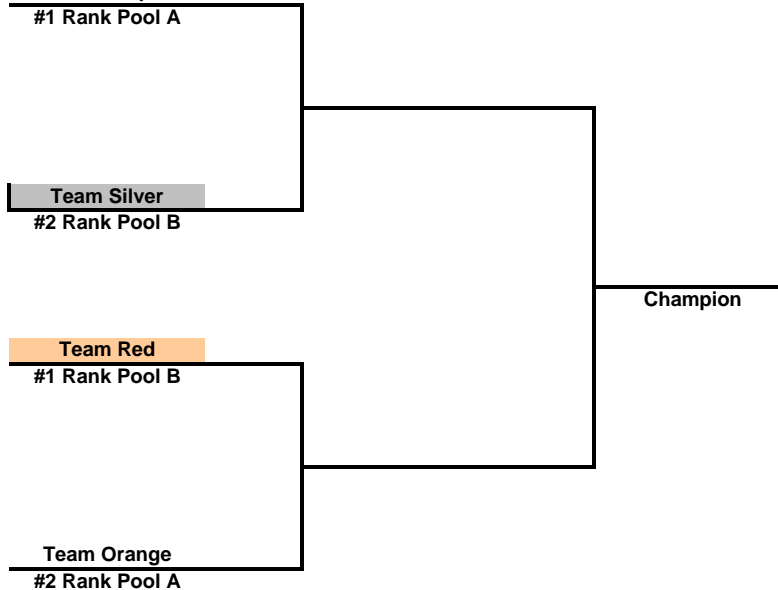
**Team Purple**  
#1 Rank Pool A

**Team Silver**  
#2 Rank Pool B

**Team Red**  
#1 Rank Pool B

**Team Orange**  
#2 Rank Pool A

Champion



# 2005 Tie Breaker Examples

## Example 8 - 3-Way Tie for First Place

Pool B		Team Green	Team Red	Team Blue	Team Gold	Team Silver
		B1	B2	B3	B4	B5
Team Green	B1		13 25	22 25	25 17	22 25
Team Red	B2	25 13		19 25	25 20	23 25
Team Blue	B3	25 22	25 19		25 15	25 15
Team Gold	B4	17 25	20 25	15 25		23 25
Team Silver	B5	25 22	25 23	15 25	25 23	
		25 15	20 25	25 23	25 21	

Pool B				
Won	Lost	Points F	Points A	Point D
1	7	159	193	-34
6	2	192	161	31
6	2	195	164	31
1	7	165	201	-36
6	2	185	177	8

#1 Rank Tie  
#1 Rank Tie  
#3 Rank

### Pool B Tiebreaker

Team Red Wins the coin toss and is awarded a bye

Team Blue

Team Blue 15-12 Team Blue earns a playoff spot and Team Silver must play again

Team Silver

Team Red

Team Red 15-11 Team Red earns a playoff spot and Team Silver is eliminated

Team Silver

A coin flip shall determine the #1 Rank and the #2 Rank

